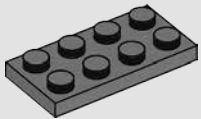
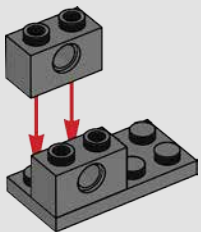




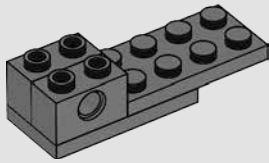
1



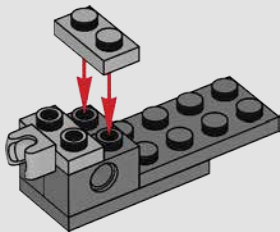
2



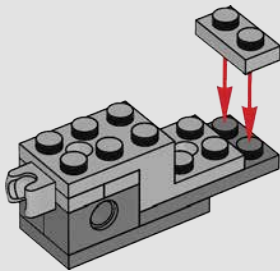
3



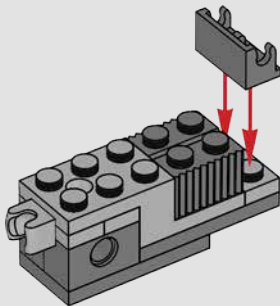
4



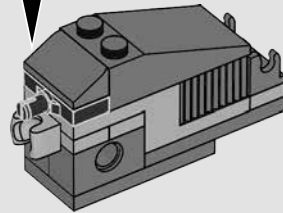
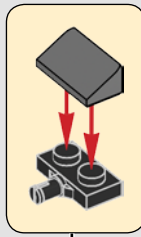
5



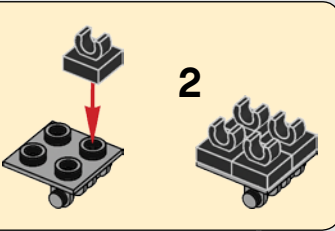
6



7

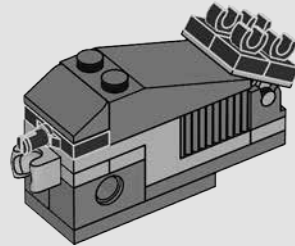


1

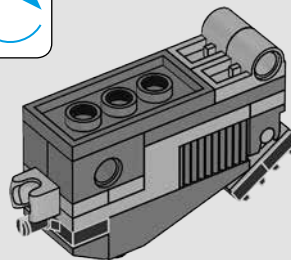


2

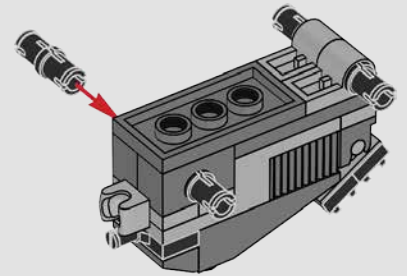
8



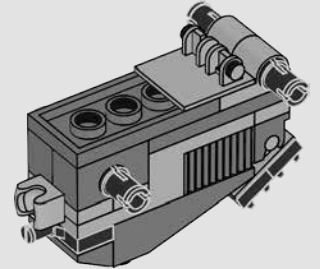
9



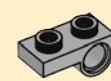
10



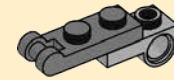
11



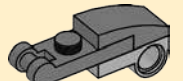
1



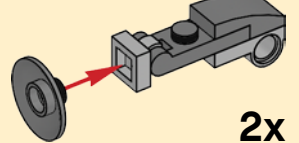
2



3

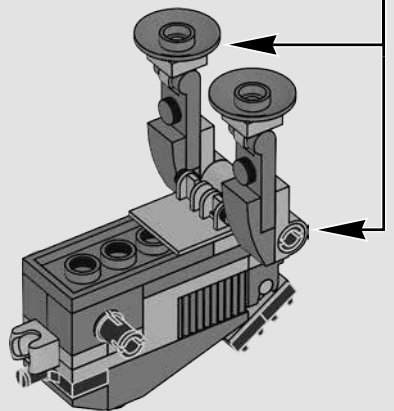


4



2x

12



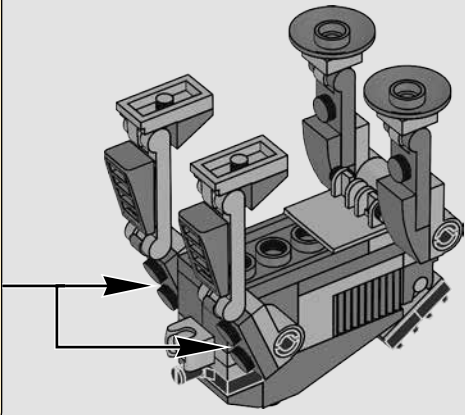
# 13

1. A grey 1x2 Technic brick with a hole is shown with a red arrow pointing to a grey 1x2 Technic brick with a hole and a grey 1x2 Technic brick with a hole.

2. A grey 1x2 Technic brick with a hole is shown with a red arrow pointing to a grey 1x2 Technic brick with a hole and a grey 1x2 Technic brick with a hole.

3. A grey 1x2 Technic brick with a hole is shown with a red arrow pointing to a grey 1x2 Technic brick with a hole and a grey 1x2 Technic brick with a hole.

4. A grey 1x2 Technic brick with a hole is shown with a red arrow pointing to a grey 1x2 Technic brick with a hole and a grey 1x2 Technic brick with a hole. **2x**



# 14

1. A grey 1x2 Technic brick with a hole is shown with a red arrow pointing to a grey 1x2 Technic brick with a hole and a grey 1x2 Technic brick with a hole.

2. A grey 1x2 Technic brick with a hole is shown with a red arrow pointing to a grey 1x2 Technic brick with a hole and a grey 1x2 Technic brick with a hole.

3. A grey 1x2 Technic brick with a hole is shown with a red arrow pointing to a grey 1x2 Technic brick with a hole and a grey 1x2 Technic brick with a hole.

4. A grey 1x2 Technic brick with a hole is shown with a red arrow pointing to a grey 1x2 Technic brick with a hole and a grey 1x2 Technic brick with a hole.

